

# Year 1 Phonics Screening Check

Parents Information  
Monday 20<sup>th</sup> March 2023



We're teaching every  
child to read with  
Little Wandle Letters  
and Sounds Revised  
A complete SSP validated by  
the Department for Education



# What is phonics?

Children begin to learn phonics in early years, both nursery and reception.

At Rivelin, we teach early reading and spelling using the systematic, synthetic phonics programme revised *"Little Wandle Letters and Sounds Revised"*.

Phonics is making the connection between the sounds of our spoken words and the letters that are used to write them down.



We're teaching every child to read with Little Wandle Letters and Sounds Revised  
A complete SSP validated by the Department for Education



# Phonics terminology

**Phoneme** – a single unit of sound in a word.



**Grapheme** – a way of writing down a phoneme. This could be a single letter, e.g. 't', or a sequence of letters, such as 'ai'.

**GPC** - Grapheme Phoneme Correspondence. Knowing a GPC means being able to match a phoneme to a grapheme and vice versa.































For example:

**ai** - digraph, two letters that make one sound.


**igh** – trigraph, three letters that make one sound

# Teaching further graphemes for reading: Grow the Code!

Grow the code grapheme mat Phase 2, 3 and 5

 s ss c se ce st sc	 t tt	 p pp	 n nn kn gn	 m mm mb	 d dd	 g gg	 c ck cc ch	 r rr wr	 h
 b bb	 f ff ph	 l ll le al	 j g dge ge	 v vv ve	 w wh	 x	 y	 z zz s se ze	 qu
 ch tch ture	 sh ch ti ssi si ci	 th	 ng	 nk	 a	 e ea	 i y	 o a	 u o-e ou

Grow the code grapheme mat Phase 2, 3 and 5

 ai ay a a-e eigh aigh ey ea	 ee ea e e-e ie y ey	 igh ie i i-e y	 oa o o-e ou oe ow	 oo ue u-e ew ou ui	yoo ue u u-e ew	 oo u* oul	 ar a* al*
 or aw au aur oor al a oar ore	 ur er ir or	 ow ou	 oi oy	 ear ere eer	 air are ere ear	zh su si	

\*depending on regional accent

Same sound,  
different letters

may

make

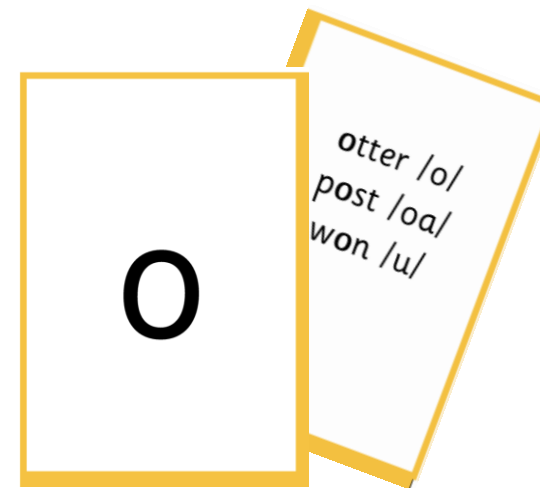
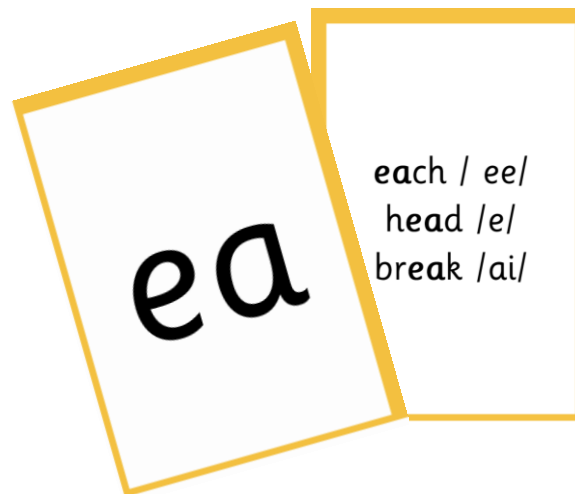
pain

Same letters,  
different  
sounds

mean

bread

# Teaching alternative pronunciations for graphemes



# What is the Phonics Screening Check?

Children in Year 1 throughout the country will all be taking part in a phonics screening check during the same week in June.

Children in Year 2 will also take the check if they did not achieve the required result (32/40) when in Year 1 or if they have not taken the test before.

The phonics screening check is designed to confirm whether individual children have learnt phonic decoding and blending skills to an appropriate standard.

Phonics Screening at Rivelin Primary School will commence the week beginning **Monday 12th June 2023.**

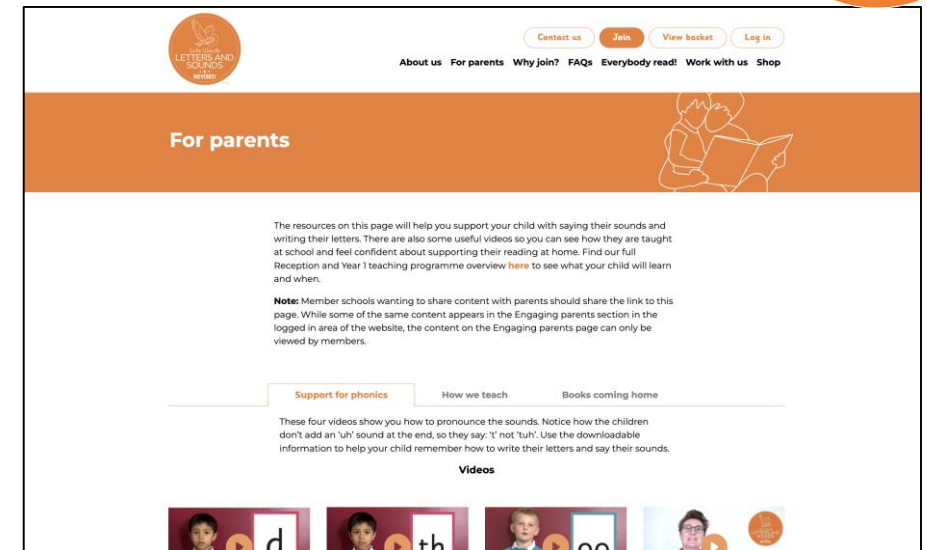


# A guide to the Phonics Screening Check



<https://www.littlewandlelettersandsounds.org.uk/resources/for-parents/>

We're teaching every child to read with Little Wandle Letters and Sounds Revised  
A complete SSP validated by the Department for Education



# How are the results used?

Results from the check will be used by schools to analyse their own performance and for Ofsted to use in inspections.

## **Reporting to parents:**



By the end of the summer term all schools must report each child's results to their parents.

At Rivelin, we report the results in your child's end of year report. We will confirm if your child has met the standard threshold.


Children who do not achieve the expected level will retake the test when they are in Year 2.

# How can you help?

- Read as much as possible to and with your child.
- Lots of encouragement and praise.
- If your child is struggling to decode a word, help them by encouraging them to 'sound talk' (say each sound in the word from left to right).
- Discuss the meaning of words if your child does not know what they have read.



# How can you help?



- Use the “Grow The Code” grapheme mat alongside your child’s reading to help them identify and remember sounds they may have difficulty with reading.
- Practise reading words (real and alien) from previous phonics screening checks which are available on the government website:  
<https://www.gov.uk/government/collections/national-curriculum-assessments-practice-materials#phonics-screening-check-resources>
- Print out the phonics screening materials to use as flashcards. Practise for 10 minutes a day.

Questions?

Thank you for your attendance today.

